

Driving Business Growth with IntelliJ IDEA

Ready to boost revenue by cutting costs on development and code maintenance and speeding up time-to-market while producing higher-quality software? Choose IntelliJ IDEA, the JetBrains IDE for professional development in Java and Kotlin, to enhance your business!

 **IntelliJ IDEA** ensures:

[Fast return on investment \(ROI\)](#)

[Higher software quality](#)

[Readiness for enterprise-grade tasks](#)

[Boosted developer productivity](#)

[Sustained developer efficiency](#)



Fast return on investment

The price of IntelliJ IDEA Ultimate subscription for Organizations is **only USD 2.8 per user per business day**¹, and it comes fully packed with all essential development tools and integrations **out of the box**.

Considering that Java developers in the United States earn USD 110,000–195,000² gross per year (median of USD 146,500), with a developer productivity increase of 11–38% (median of 22.22%)³, IntelliJ IDEA **pays for itself in a matter of days**⁴.

Increased productivity allows tasks to be completed faster, with an estimated **18%** saved on developer salaries.

Project duration	Developers' team			Development	Expenses		Outcomes	
	Development Tool	Number of developers	Developer productivity	Months of development time	Developer salaries during the development period	Development tool investment	Costs saved on developer salaries during the development period	Expenses saved during the development period, %
3 months	Baseline IDE / code editor	5	100%	3	\$183,120	\$0	—	0%
	IntelliJ IDEA	5	122%	2.4	\$149,548	\$3,595	\$33,572	18%
1 year	Baseline IDE / code editor	5	100%	12	\$732,480	\$0	—	0%
	IntelliJ IDEA	5	122.2%	9.8	\$599,413	\$3,595	\$133,067	18%
3 years	Baseline IDE / code editor	5	100%	36	\$2,197,440	\$0	—	0%
	IntelliJ IDEA	5	122.2%	29.5	\$1,798,238	\$10,785	\$399,202	18%

¹ Based on 260 business days a year with IntelliJ IDEA Ultimate subscription for organizations, priced at USD 719 per user per year.

² The salary range (median, 25th percentile, and 75th percentile) is calculated based on weighted data from the State of Developer Ecosystem Survey 2024.

³ The developer productivity increase is calculated based on 59 responses from developers in the United States, collected through the IntelliJ IDEA Developer Productivity Survey (conducted Dec 2024 – Jan 2025).

⁴ Working weeks to return cost, with a median of 1.44 (0.71–3.64), is calculated based on 59 responses from developers in the United States, collected through the IntelliJ IDEA Developer Productivity Survey.

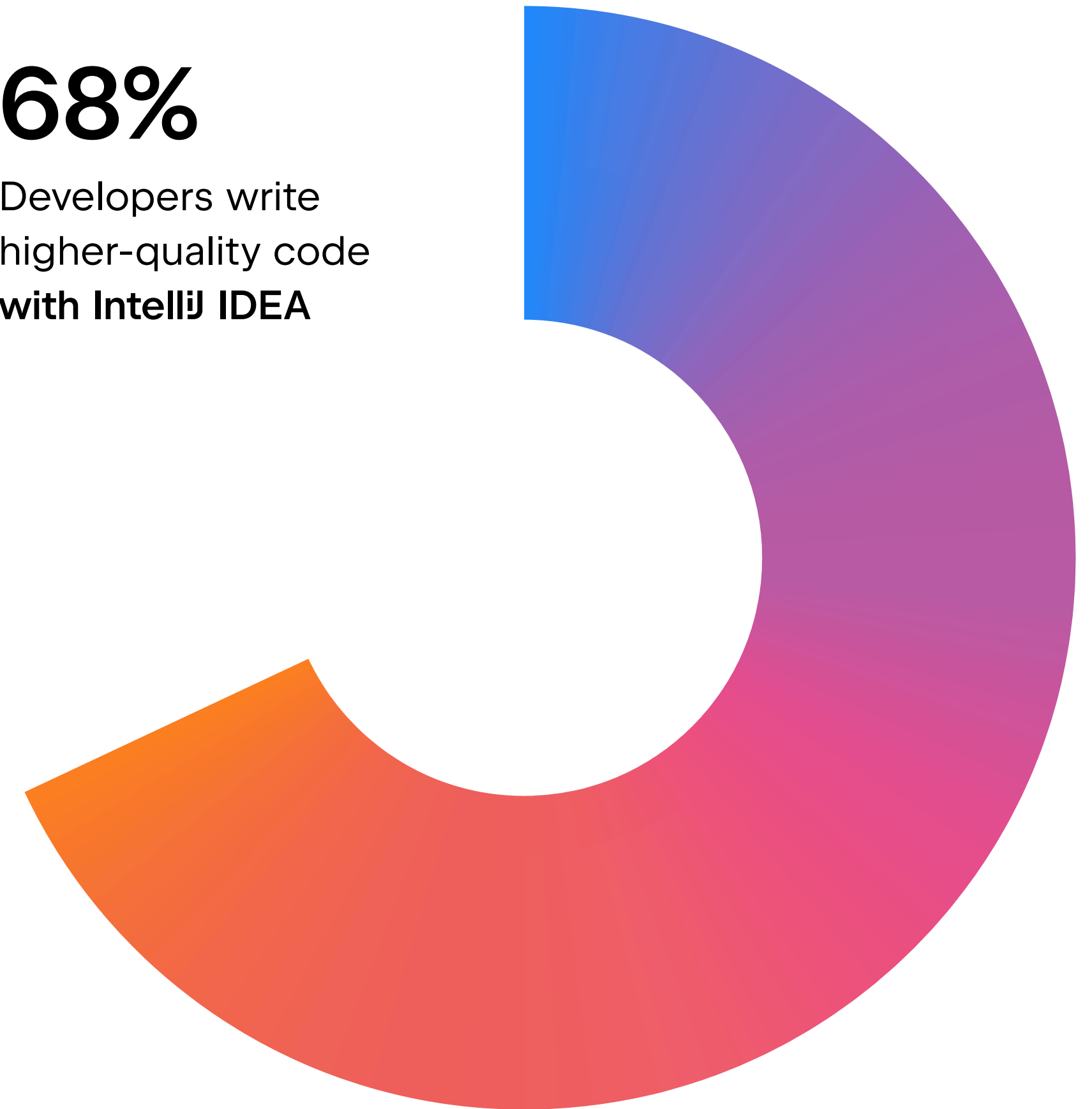
Higher software quality

Investing in software quality is key to **reducing maintenance costs**, staying on track with release schedules, and **driving revenue growth**.

Over 68%¹ of Java developers across mid- to large-size companies agree that IntelliJ IDEA helps them consistently write higher-quality code to deliver top-tier software.

68%

Developers write higher-quality code with IntelliJ IDEA



¹ Based on 164 responses from developers in the United States and Europe, collected through the IntelliJ IDEA Developer Productivity Survey.

Readiness for enterprise-grade tasks

IntelliJ IDEA meets the needs of your company at every stage, from design and development to testing and deployment.

Nearly 95%¹ of team leads are satisfied with IntelliJ IDEA, highlighting the IDE's robust functionality, support for enterprise-grade frameworks, streamlined team collaboration, and standardized developer workflows among the reasons for their positive impressions.

What team leads say about IntelliJ IDEA

"Learning the tools is quick and helps [make] onboarding new developers a breeze"

"Biggest gain is moving the entire team to use it... workflows became the same across developers"

"After switching to IntelliJ [IDEA] we observed faster build times for our applications"

"IntelliJ [IDEA] has all the tools we need in one place"

"It's the tool of choice for most of our developers"

¹ Based on 173 responses from team leads in the United States and Europe, collected through the IntelliJ IDEA Developer Productivity Survey.

² Quotes from team leads who participated in the IntelliJ IDEA Developer Productivity Survey.

Boosted developer productivity

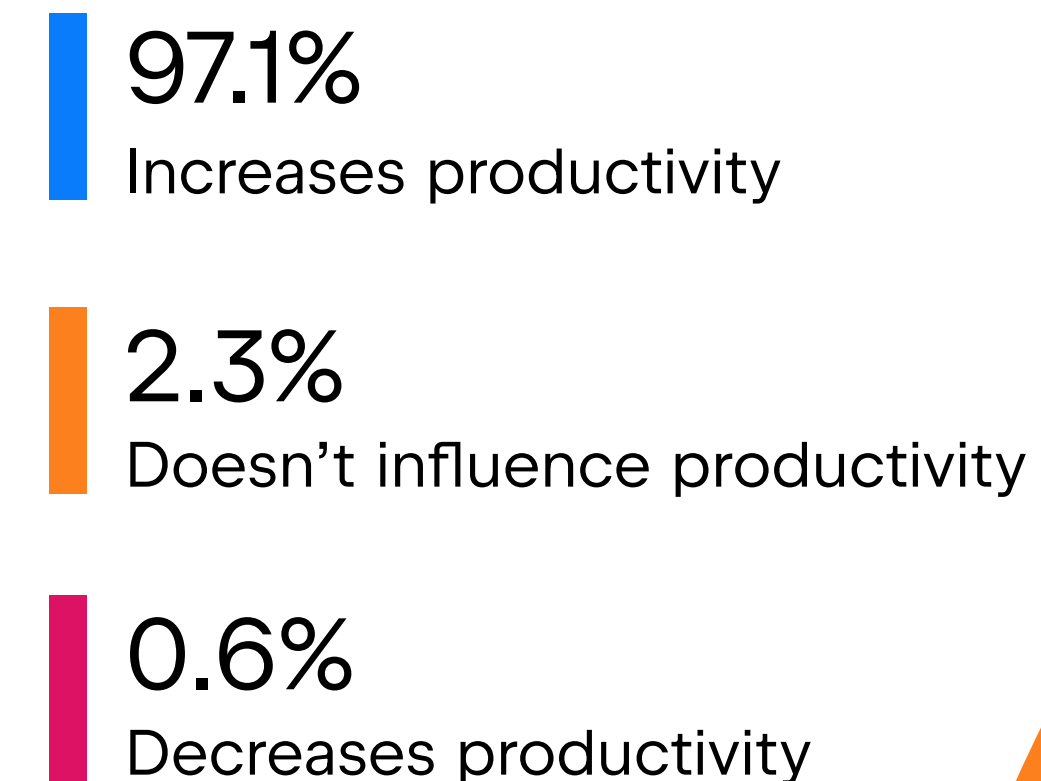
IntelliJ IDEA's built-in tools and features can boost developer productivity by up to 38%¹, significantly **shortening development cycles** and **speeding up time-to-market**. With a significantly increased development speed, a 3-month project can be completed in just over 2 months, potentially **saving nearly a year of development** time over a 3-year period!

Project duration	Development Tool	Saved development months
3 months	with IntelliJ IDEA	up to 0.83
1 year	with IntelliJ IDEA	up to 3.30
3 years	with IntelliJ IDEA	up to 9.90

Over 97%² of Java developers' team leads also confirm that IntelliJ IDEA has a significant positive impact on their teams' productivity. Many leads noted the productivity boost their teams experienced with IntelliJ IDEA as being well worth the investment, especially when compared to the limitations of alternative tools.

From your perspective,
how does IntelliJ IDEA influence
your team's productivity?

2 years!
~~3 years...~~

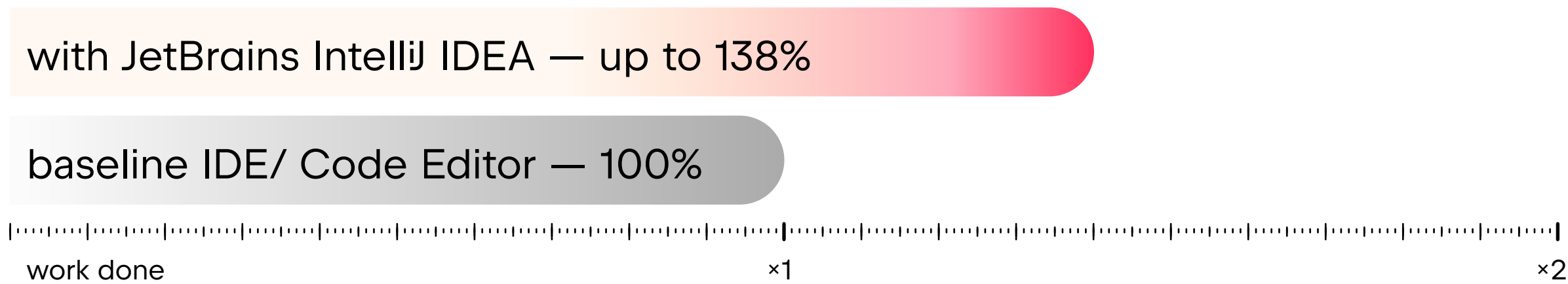


¹ Developer productivity increase is calculated based on 59 responses from developers in the United States, collected through the IntelliJ IDEA Developer Productivity Survey.

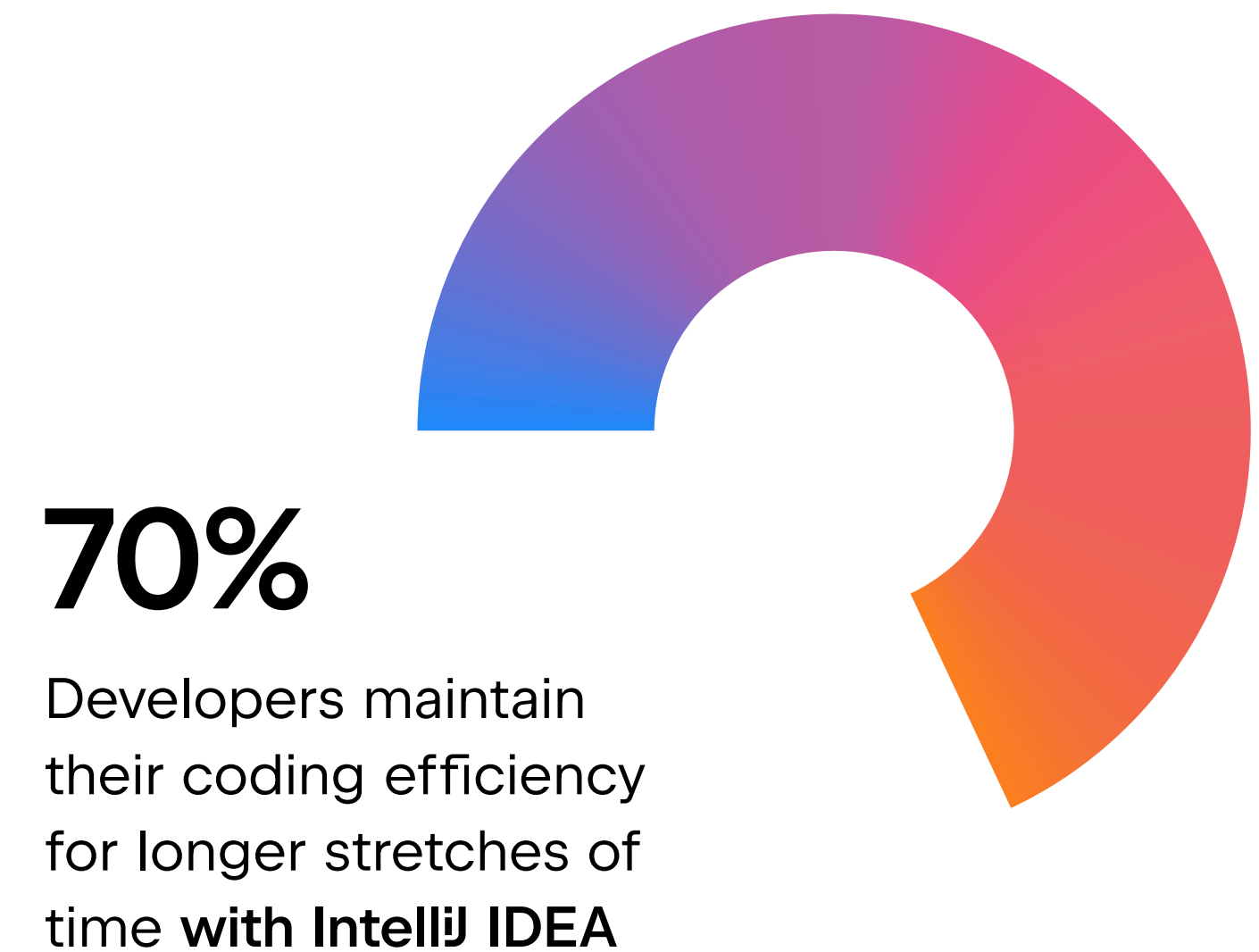
² Based on 173 responses from team leads in the United States and Europe, collected through the IntelliJ IDEA Developer Productivity Survey.

Sustained developer efficiency

IntelliJ IDEA enables your developers to both deliver projects faster and accomplish more within the same timeframe. Java developers who switched from other code editors report completing **up to 38% more work** within the planned project schedule.



This is possible because IntelliJ IDEA provides maximum comfort for developers, allowing them to **maintain their coding efficiency for longer stretches of time**, as confirmed by **nearly 70%**¹ of Java developers from various mid- to large-size companies who switched from other code editors.



¹ Based on 163 responses from developers in the United States and Europe, collected through the IntelliJ IDEA Developer Productivity Survey.

🔒 Data privacy

Maintain complete control over the data you choose to share, with transparent consent for collection, storage, distribution, and use strictly for agreed-upon purposes.

🛡️ Security

IntelliJ IDEA offers a comprehensive set of features, tools, and settings designed to keep your code and end product secure.

✉️ Comprehensive customer support

Several tiers of support are available, including detailed documentation and tutorials, an issue tracker, and email support.




% Flexible licensing and discounts

IntelliJ IDEA is available under a flexible, subscription-based licensing model, and we can offer special prices for your company.

For licensing options, offers, or special requests, email us at sales@jetbrains.com.

🏆 Industry recognition

JetBrains is trusted by X, Hewlett-Packard, Toyota, NASA, and over 601,000 companies worldwide, including 88 of the Fortune Global Top 100¹. Our products have been honored with over 115 international industry awards.



By integrating IntelliJ IDEA into your development process, you're not just optimizing day-to-day operations, you're setting a **foundation for continued growth, innovation, and industry leadership.**

¹ See the JetBrains' [Customers and Awards](#) page for a more extensive list

Research methodology

The IntelliJ IDEA Developer Productivity Survey was conducted online by JetBrains between December 2024 and January 2025.

The survey respondents were:

- Developers, including those in job roles such as Developer / Programmer / Software Engineer, DevOps Engineer / Infrastructure Developer, Database Administrator (DBA), and Architect, who have been using IntelliJ IDEA for a period ranging from 2 months to 5 years after switching from other code editors or IDEs.
- Team leads whose teams use IntelliJ IDEA

The respondents were based in the United States and Europe (specifically Germany, France, Spain, Italy, the Netherlands, Austria, and Denmark).

The survey collected a total of 173 fully completed responses from team leads and 163 fully completed responses from developers.

The salary range (median, 25th percentile, and 75th percentile) was calculated separately for each region based on weighted data from the [Developer Ecosystem Survey](#). All salaries and prices are calculated in USD.

Performance-related metrics (median, 25th percentile, and 75th percentile) were calculated separately for each region.

When defining confidence intervals we used the 25th and 75th data percentiles, and when defining specific numbers, we used the 50th percentile (median).